

Weed It and Reap

**FRANKLIN COUNTY
COOPERATIVE EXTENSION
JUNE/JULY 2024 NEWSLETTER**

Franklin County
101 Lakeview Court
Frankfort, KY 40601-8750
(502) 695-9035
Fax: (502) 695-9309
franklin.ca.uky.edu



Keeping Birds Away From Ripening Small Fruits

Source: Delia Scott, Department of Horticulture Extension Associate

Birds that feed on ripening small fruit can be a problem for homeowners with plantings of blueberries, raspberries, blackberries, gooseberries, currants and grapes.

There are multiple techniques that may be effective in keeping birds away, depending on bird populations and other available foods. These include using bird scare balloons with large eyes on the sides, placing rubber snakes or owls around plants, hanging aluminum pie pans or old CDs that blow in the breeze, or using reflective tape over and around the plants. These techniques are more effective if used before the bird problem develops. Birds will eventually become accustomed to scare devices, so repositioning them frequently is necessary.

Another effective technique controlling bird feeding is the use of exclusion netting.

(Continued on pg. 2)

IN THIS ISSUE

KEEPING BIRDS AWAY FROM RIPENING SMALL FRUIT 1-2

2024 FRANKLIN COUNTY FAIR EXHIBIT GUIDELINES 2-11

SIMPLE STRATEGIES TO CONTROL MOSQUITOES. 12

FARM CITY FIELD DAY 13

YOUTH GARDEN CLUB. 14

PAULA MULLINS GROWING GARDENS GRANT. 15-17

GROW IT, EAT IT, COOK IT. 18

CITIZEN SCIENCE PROGRAM 19

FOURTH OF JULY CLOSING. 20

BIG BLUE MUFFINS. 20

HAPPY 4TH OF JULY

(Continued from pg. 1, Keeping Birds Away From Ripening Small Fruits)

There are many types of netting available, from fine-meshed netting that also excludes insects to large-meshed netting designed exclusively for bird control. Using a structure is often recommended to keep the netting off the plants, as well as to make harvesting more enjoyable. Photos of bird netting setups and structures can be found at https://www.uky.edu/hort/bird_netting_pics on the UK Horticulture Department website.

Once birds have found fruit, it is difficult to discourage them from continued feeding. Birds will eat fruit long before it is considered ripe, so be sure to apply nets or use scare tactics before fruit begins to color.



Franklin County Fair General Exhibit Divisions and Guidelines 2024

Reprinted from the 2024 Franklin County Fair Catalog

General Exhibit Entry Guidelines:

1. Any article winning a blue ribbon from any division in the last 5 years is not eligible to compete in any division.
2. Participants are limited to ONE entry per category, unless stated otherwise.
3. Exhibitors must compete as individuals and not as groups, families, and organizations.
4. Anyone removing an entry before 10:00 am on Saturday, July 20, will forfeit their prize money.
5. Pick up entries on Saturday, July 20, from 10:00 am-12:00 noon.
6. Judges award ribbons and prizes based on specific rules/criteria in coordination with the KY State Fair catalog for each division/class/lot and do NOT guarantee a prize solely for participation.
7. Prize money and entries not received on Saturday will be held at the Extension Office but will be forfeited/ disposed of after 15 days.
8. See specialized rules/ entry requirement for specific divisions and classes in those sections below.

Exhibits



Location: Farm Bureau Pavilion

Exhibit Hall Viewing Times:

Tuesday-Friday, July 16-20: 5:00-8:00 pm
 Saturday, July 20: 10:00 am - 12 Noon

2024 Exhibit Hall Committee

Chair: Matt Graham
 Keenan Bishop, Jenna Burke, Erica Baxter,
 Anne Marie Franklin, Julie Derringer, Linda
 Eldridge, Mary-Grace Allen, JR Zinner

How to Enter Exhibits into the Franklin Co. Fair

Entries will be registered on Monday, July 15, 5-7:00 pm and Tuesday, July 16, 9 am-12 noon at the Farm Bureau Pavilion in Lakeview Park. (Note: ALL perishable entries should be entered Tuesday morning to ensure the integrity of exhibits for judging.) If entering more than 10 items, please arrive at least ONE HOUR before entry time closes. Exhibitors will be assigned a unique number and ticket at registration for their entries and will then check their entries into division tables in the pavilion for public display.

Garden Division

Sponsored by The Capital Area Master Gardeners

**Class 14
 ADULT GARDEN**

Prizes: First-\$6.00; Second-\$4.00; Third-\$2.00
Best of Show - Adult Garden – Medallion & \$25
Purple Ribbon & \$25 for most points:
Blue - 4 points, Red - 3 points, White - 2 points
Purple Ribbon & \$15 for Best Vegetable Exhibit
Purple Ribbon & \$10 for Best Herb Display

Open Garden Rules:

- One entry per person per lot.
- All exhibits must be home or farm grown by the exhibitor.
- All exhibits must be displayed on a 9" white paper plate.

- 14001. Beans, Green Bunch (*plate of 12*), round or oval pods
- 14002. Beans, Other Fresh or Dried
- 14003. Beets, topped (*plate of 3*)
- 14004. Cabbage, Green (*1 head*)
- 14005. Cabbage, largest
- 14006. Corn, non-shucked (*3 ears*)
- 14007. Cucumbers, slicing (*3*)



- 14008. Cucumbers, pickling (*3*)
- 14009. Eggplant (*3*)
- 14010. Okra (*plate of 6*)
- 14011. Onions, White (*5, top trimmed, not peeled*)
- 14012. Onions, Yellow (*5, top trimmed, not peeled*)
- 14013. Peppers, Banana (*5*)
- 14014. Peppers, Bell (*3*)
- 14015. Peppers, Hot (*5*)
- 14016. Potatoes, Irish (*5*)

- 14017. Potatoes, Red (5)
- 14018. Rhubarb, stalks only, leaf removed (3)
- 14019. Tomatoes, Red Slicing (3)
- 14020. Tomatoes, Yellow Slicing (3)
- 14021. Tomatoes, Red Miniature Varietal (i.e., Cherry, Pear) (5)
- 14022. Tomatoes, Yellow Miniature Varietal (i.e., Cherry, Pear) (5)
- 14023. Tomatoes, Heirloom (3)
- 14024. Squash, Yellow, Summer (3)
- 14025. Squash, Zucchini (3)
- 14026. Swiss Chard (1 variety, 3 leaves)
- 14027. Kale (1 variety, 3 leaves)
- 14028. Herbs, Mint (1 variety/vase, 5 stems)
- 14029. Herbs, Lavender (1 variety/vase, 5 stems)
- 14030. Herbs, Basil (1 variety/vase, 5 stems)
- 14031. Herbs, Oregano (1 variety/vase, 5 stems)
- 14032. Herbs, Parsley (1 variety/vase, 5 stems)
- 14033. Herbs, Rosemary (1 variety/vase, 5 stems)
- 14034. Herbs, Thyme (1 variety/vase, 5 stems)
- 14035. Herbs, Any Other (1 variety/vase, 5 stems)
- 14037. Garlic (3 cloves, not peeled)
- 14038. Watermelon (1 large)
- 14039. Melons, Other (i.e. cantaloupe, muskmelons, etc.)
- 14040. Blackberries (12 berries on plate)
- 14041. Blueberries (12 berries on plate)
- 14042. Raspberries (12 berries on plate)
- 14043. Miscellaneous, any other variety not mentioned above
- 14044. Vegetable Critter (single vegetable)
- 14045. Ugliest Vegetable (odd shape, grown naturally)
- 14046. Smallest Mature Vegetable
- 14047. Largest Vegetable (by weight)
- 14048. Most Unusual Vegetable

ADULT GARDEN OVERALL

- 14095. Herbs, Fresh Display (min. 4 varieties/1 vase, 2 stems each) Purple Ribbon
- 14096. Vegetable Exhibit (minimum of 6 different vegetables) Purple Ribbon
- 14097. Most Points Awarded Ribbon - Purple Ribbon - Adult Garden
- 14098. Best of Show Medallion - Adult Garden



**Class 15
YOUTH GARDEN**
(5-18 years of age)

Prizes: First-\$6.00; Second-\$4.00; Third-\$2.00
Best of Show - Youth Garden – Medallion & \$25
Purple Ribbon & \$25
for most points:
Blue - 4 points, Red - 3 points, White - 2 points
Purple Ribbon & \$15 for Best Vegetable Exhibit
Purple Ribbon & \$10 for Best Herb Display

Youth Garden Rules:

- Exhibitor MUST be 5-18 years of age.
 - One entry per person per lot.
 - All exhibits must be home or farm grown by the exhibitor.
 - All exhibits must be displayed on a 9" white paper plate.
- 15001. Beans, Green Bunch (plate of 12), round or oval pods
 - 15002. Beans, Other Fresh or Dried
 - 15003. Beets, topped (plate of 3)
 - 15004. Cabbage, Green (1 head)
 - 15005. Cabbage, largest
 - 15006. Corn, non-shucked (3 ears)
 - 15007. Cucumbers, slicing (3)
 - 15008. Cucumbers, pickling (3)
 - 15009. Eggplant (3)
 - 15010. Okra (plate of 6)
 - 15011. Onions, White (5, top trimmed, not peeled)
 - 15012. Onions, Yellow (5, top trimmed, not peeled)
 - 15013. Peppers, Banana (5)
 - 15014. Peppers, Bell, one variety per plate (3)
 - 15015. Peppers, Hot (5)
 - 15016. Potatoes, Irish (5)
 - 15017. Potatoes, Red (5)
 - 15018. Rhubarb, stalks only, leaf removed (3)
 - 15019. Tomatoes, Red Slicing (4)
 - 15020. Tomatoes, Yellow Slicing (4)
 - 15021. Tomatoes, Red Miniature Varietal (i.e., Cherry, Pear) (5)
 - 15022. Tomatoes, Yellow Miniature Varietal (i.e., Cherry, Pear) (5)
 - 15023. Tomatoes, Heirloom (4)
 - 15024. Squash, Yellow, Summer (3)
 - 15025. Squash, Zucchini (3)

State Fair Entries

Exhibitors are reminded that if they wish to make entries to the Kentucky State Fair, they must register on their own by the July 10 deadline. Late entries are accepted until July 17. Most categories do not require a qualifying ribbon at the County Fair level. For additional information, go to www.kystatefair.org.

- 15026. Swiss Chard (1 variety, 3 leaves)
- 15027. Kale (1 variety, 3 leaves)
- 15028. Herbs, Mint (1 variety/vase, 5 stems)
- 15029. Herbs, Lavender (1 variety/vase, 5 stems)
- 15030. Herbs, Basil (1 variety/vase, 5 stems)
- 15031. Herbs, Oregano (1 variety/vase, 5 stems)
- 15032. Herbs, Parsley (1 variety/vase, 5 stems)
- 15033. Herbs, Rosemary (1 variety/vase, 5 stems)
- 15034. Herbs, Thyme (1 variety/vase, 5 stems)
- 15035. Herbs, Any Other (1 variety/vase, 5 stems)
- 15037. Garlic (3 cloves, not peeled)
- 15038. Watermelon (1 large)
- 15039. Melons, Other (i.e. cantaloupe, muskmelons, etc.)
- 15040. Blackberries (1 pint on plate)
- 15041. Blueberries (1 pint on plate)

- 15042. Raspberries (1 pint on plate)
- 15043. Miscellaneous, any other variety not mentioned above
- 15044. Vegetable Critter (single vegetable)
- 15045. Ugliest Vegetable (odd shape, grown naturally)
- 15046. Smallest Mature Vegetable
- 15047. Largest Vegetable (by weight)
- 15048. Most Unusual Vegetable

YOUTH GARDEN OVERALL

- 15095. Herbs, Fresh Display (min. 4 varieties/1 vase, 2 stems each) Purple Ribbon
- 15096. Vegetable Exhibit (min. 6 different vegetables) Purple Ribbon
- 15097. Most Points Awarded - Purple Ribbon – Youth Garden
- 15098. Best of Show Medallion - Youth Garden

Time to start making a list of things to enter in this year's Exhibit Hall!!

Exhibiting Fruits & Vegetables

Do you know what characteristics make a vegetable one of high quality? Do you know which vegetables to choose for exhibition? Do you know how to prepare a vegetable for exhibiting? Vegetables will be evaluated on five different criteria: condition, quality, uniformity, true-to-typeness, and size.

Condition will carry 25 percent of the total score for the exhibit. Points will be lost when disease or insect damage is evident on any part of the specimen. Produce which has been improperly washed and/or poorly prepared (trimmed) will also lose points. Certain produce will have a delicate, powdery coating called "bloom" which is considered desirable. Too much handling or washing will remove the bloom and result in a loss of points. Mechanical injury can happen at any time. It can happen before harvesting, but generally happens in picking or transporting the produce. It is always a good idea to bring a few extra specimens which can be put out at the last minute if one of the better ones has been damaged.

Quality will carry 20 percent of the total score for the exhibit. It is important that the produce not be overripe or underripe. It should be at the perfect stage for eating. Also, it should not be wilted or shriveled, rough or misshapen. The exhibit consisting of the most attractive specimens will receive the highest mark.

Uniformity will carry 20 percent of the total score

for the exhibit. If there are five specimens in an exhibit they should all look the same. They should be of the same size, shape, color, quality, condition, degree of maturity and be prepared in the same manner. Most first-time exhibitors lose points in this area more than any other area.

True-to-typeness will carry 20 percent of the total score for the exhibit. Each variety of a given vegetable will have certain characteristics which make it different from other varieties of the same vegetable. Some of these differences are shape, size and color. For instance, many different shades of red and even a few shades of yellow are found in different varieties of tomato. One is not necessarily better than another if both shades are characteristic of their variety. However, a variety which may be known for later ripening will lose points under quality if it is not yet to the proper stage of ripeness.

Size of the produce will carry 15 percent of the total score for the exhibit. The exhibiting of vegetables is not a contest to see who has grown the biggest specimen. Likewise, the "cutest" (smallest) specimens should be left at home. Some vegetables, such as tomatoes, have varieties which are very small and are often included in a separate class.

Exhibits of vegetables, having the incorrect number of entries or the wrong type(s) of entries, will be moved to last place. For an exhibit to receive a blue ribbon, it must score very high in all five areas, have the correct number of specimens and be properly prepared.

Class 18

HONEY

Sponsored by Capital City Beekeepers Assn.

CHANGE FOR 2024: All honey exhibitors will register at the Exhibit Hall, then submit entries at the Franklin County Extension Office for judging on Tuesday, July 16, from 9:00 am to 12 noon. After judging, winners will be returned for display in the Exhibit Hall.

Honey Rules:

- Open to Franklin County residents and to members of the Capital City Beekeepers.
- Exhibitors may only submit honey they have produced and extracted in 2024.
- Exhibitors may enter some or all classes, but are permitted only one entry per class.
- Exhibitors will determine the class for each of their entries.
- **NO LABELS** are permitted on containers or frames or wax submissions. An identifying label will be assigned and attached upon entry.
- **Bottled Honey** will be divided into three categories: Light, Amber, and Dark.
- Bottled Honey shall only be submitted in standard 1lb. glass queenline jars. Plastic or metal lids are acceptable, but safety seals are not permitted.
- Chunk Comb Honey shall be submitted in clear glass wide-mouth jars.
- Cut Comb Honey shall only be submitted in square, clear plastic containers.
- Honey with a moisture content in excess of 18.7% will be disqualified.
- In classes 18001, 18002, 18003, and 18004, honey with a moisture content of 18.1% to 18.69% shall have points deducted.
- **Honey frames** shall not be wired. Deep frames, medium, or shallow frames may be submitted.
- All frames shall be submitted in a bee-proof, drip-proof container that will permit the frame's removal for judging and display.

Prizes: First-\$6.00; Second-\$4.00; Third-\$2.00

The honey judge may award more than one first place ribbon in any category when the judge finds that such an award is called for under the standards used by the judge.

- 18001. Bottled Honey - Light
- 18002. Bottled Honey - Amber
- 18003. Bottled Honey - Dark
- 18004. Painted Black Honey Jar
- 18005. Chunk Comb Honey
- 18006. Cut Comb Honey
- 18007. Creamed Honey
- 18008. Mead



- 18009. Melomelo
- 18010. Honey Frame
- 18011. Wax Block (1-5 pound block)
- 18012. Molded Wax item
- 18013. Wax Candles (single or pair may be submitted)
- 18014. Photography - subject related to Bees or Beekeeping
- 18015. Encaustic Painting - subject related to Bees or Beekeeping
- 18016. Needlework (includes cross stitch, needlepoint, embroidery, quilting, and applique) - subject related to Bees or Beekeeping
- 18099.. Grand Champion Apiarist - awarded to beekeeper with the most points scored from the above classes.

Youth Division

AGE GROUPS

- A. Junior – under 9 years
- B. Intermediate – 10 to 14 years
- C. Senior – 15 years to 19 years

Rules: Bee-Themed Entry must be handmade by entrant.

- 18020. Miscellaneous Bee Item - Junior Age Group
- 18021. Miscellaneous Bee Item - Intermediate Age Group
- 18022. Miscellaneous Bee Item - Senior Age Group

Anderson County Farm Service

Feed ♦ Seed ♦ Fertilizer

Lawrenceburg, KY
502-839-4172

♦ *Feeding Excellence* ♦

Class 19

HOME BREWING

Superintendent: Dylan Greenwood

Rules:

1. This department is open to exhibitors 21 years of age and older as of August 1, 2024.
2. Entrants are limited to one entry in each beer category.
3. Homebrew beer entries should be brought to the Exhibit Hall (in Lakeview Park) on Monday, July 15 between 5 and 7 pm or Tuesday, July 16 between 9 and 11 am. Judging will be held on TUESDAY afternoon.
4. Beers produced in a commercially licensed facility are ineligible.
5. Each BEVERAGE entry must consist of three (3) bottles or cans. Entries must be in bottles or cans that hold a minimum of 10 ounces in volume, and that will fit in a standard case box slot. (The measurements of a standard case box slot are 2.75 inches long x 2.75 inches wide x 9 inches high (7 cm x 7cm x 22.9 cm)).
 - a. Bottles or cans may be of any color and must be free of ink, paint, or paper labeling other than competition entry label.
 - b. Obliterate any lettering or graphics on the cap with a permanent black marker.
 - c. Bottles with Grölsch-type swing tops and 22 oz Bomber bottles are not allowed. Corked bottles and odd-shaped bottles are acceptable as long as they can fit in a standard case box slot (2.75 inches L x 2.75 in W x 9 in H; 7 cm x 7 cm x 22.9 cm).
 - d. Bottles with raised lettering are acceptable if they fit in a standard case box slot.
 - e. Bottles not meeting the above requirements will be disqualified.
6. After 2:00 pm on Tuesday, July 16, awards will be released. Prizes may be picked up on Saturday, July 20 from 10:00 am to 12:00 noon.
7. All entries will become the property of the Franklin County Fair and will not be released after the exhibit.
8. Entries will be judged according to the 2015 revision of the Beer Judge Certification Program (BJCP) beer style guidelines. Categories are designated by class numbers and subcategories are designated with letters. These can be found at www.BJCP.org.
9. Beers are judged according to the style guidelines for the category as listed by the entrant. Directors, judges or registrars will not classify or reclassify any entry under any circumstances. All entries requiring additional information, per the BJCP guidelines, will be noted in the registration process and the brewer is responsible for providing this information on their entry when registering.
10. The superintendent reserves the right to combine classes to create a flight for judging and prize purposes.
11. Scoring will be based on the following:

Taste.....	40%
Appearance	24%
Overall Impression.....	20%
Mouthfeel.....	10%
Bouquet Aroma.....	6%

12. First, second and third places will be awarded to the top three eligible entries in each judging flight. The first place winner in each judging flight will advance to the Homebrew Beer "Best of Show" round.
13. Brewer of the Year Award: All beers will be judged according to the relative merits within their class. First place winner will receive four points, second place winner will receive three points, third place winner will receive two points, honorable mention winner will receive one point. Contestant with the most total points at the end of judging wins "Brewer of the Year."

Prizes: First-\$6.00; Second-\$4.00; Third-\$2.00

19001. **IPA style:** Entry Instructions: Entrant must specify a strength (*session, standard, double*); if no strength is specified, standard will be assumed. Entrants must specify a specific type of Specialty IPA from the library of known types listed in the BJCP Style Guidelines, or as amended by the BJCP web site; or the entrant must describe the type of Specialty IPA and its key characteristics in comment form so judges will know what to expect. Entrants may specify specific hop varieties used, if entrants feel that judges may not recognize the varietal characteristics of newer hops. Entrants may specify a combination of defined IPA types (*e.g., Black Rye IPA*) without providing additional descriptions. Entrants may use this category for a different strength version of an IPA defined by its own BJCP subcategory (*e.g., session-strength American or English IPA*) – except where an existing BJCP subcategory already exists for that style (*e.g., double [American] IPA*). Currently Defined Types: Black IPA, Brown IPA, White IPA, Rye IPA, Belgian IPA, Red IPA
19002. **Light Ale style:** Entry Instructions: Entrants must specify a specific type of Light Ale from the library of known types listed in the Style Guidelines, or as amended by the BJCP web site; or the entrant must describe the type of Light Ale and its key characteristics in comment form so judges will know what to expect. Entrants may specify specific yeast varieties used, if entrants feel that judges may not recognize the variety.
19003. **Dark Ale Style:** Entry Instructions: Entrants must specify a specific type of Dark Ale Style from the library of known types listed in the BJCP Style Guidelines, or as amended by the BJCP web site; or the entrant must describe the type of Dark Ale Style and its key characteristics in comment form so judges will know what to expect. Entrants may specify specific yeast varieties used, if entrants feel that judges may not recognize the variety.
19004. **Lager:** Entry Instructions: Entrants must specify a specific type of Lager from the library of known types listed in the BJCP Style Guidelines, or as amended by the BJCP web site; or the entrant must describe

the type of Lager and its key characteristics in comment form so judges will know what to expect. Entrants may specify specific yeast varieties used, if entrants feel that judges may not recognize the variety.

19005. **Specialty Beer (including cider, sours, mead):** Entry Instructions for Specialty Beer style category is intended for those beers that do not fit anywhere else. This style is intended for reproductions or

interpretations of specific commercial beers that don't fit within defined styles. Beers entered here do not need to be exact copies. The beer should be judged as to how well it fits the broader style represented by the example beer, not how well it is an exact copy of a specific commercial product. If a Commercial Specialty Beer fits another defined style, do not enter it here.



KNOW FARMERS...
KNOW BEER!



221 Mero Street Frankfort, KY

Flower Show Division

Class 20
FLOWER SHOW
“Passing the Torch”

**Sponsored by the Franklin County
 Council of Garden Clubs**

Franklin County Extension Office – Lower Level

ENTRIES

All Flower Show exhibitors are to register at the lower level of the Franklin County Extension Office.

Friday, July 19: 8:00 - 11:00 a.m.

VIEWING

Friday, July 19: 2:00 - 5:00 p.m.


REMOVAL OF ENTRIES

Friday, July 19: 5:00 - 5:30 p.m.

JUDGING will be done by panels of accredited Flower Show Judges, accredited Society Judges, and/or experts in the field of horticulture. The signature of one judge must be written on every Blue Ribbon exhibit card. All decisions of the Judges shall be final.

General Rules and Regulations:

1. Avoid disqualification by reading the schedule carefully.
2. All Flower Show exhibitors must register at the lower level of the Franklin County Extension Office before presenting entries for placement.
3. Entries will be received from 8:00 a.m. to 11:00 a.m. Friday, July 19, 2024. Entries will close promptly at 11:00 a.m. Late entries will not be judged but may be placed on display.
4. Bring address labels for each item to be entered (1"x3" maximum size)
5. Judging will begin at 12:00 noon the day of the show.
6. All decisions of the Judges shall be final.
7. Entries may not be removed before 5:00 p.m., Friday, July 19, 2024. All entries are to be removed by 5:30 p.m. Any entries not removed by 5:30 p.m. will be disposed of by the committee.
8. The committee may subdivide Horticulture Division classes by cultivar, type and/or color.
9. Horticulture entries shall not be allowed in "any other" classification if there is a provided class.
10. It is unlawful to remove native plants from any public land in Kentucky. In addition, federally listed endangered plants for Kentucky will not be allowed, including, but not limited to: *Arabis perstella* (Braun's Rock Cress), *Mnuaia cumberlandensis* (Cumberland Sandwort), *Schealbea Americana* (Chaffseed), *Solidago shorti* (Short's Goldenrod), and *Trifolium stoloniferum* (Running Buffalo Clover).
11. *Euonymus alatus* (Burning Bush) and *Lythrum salicaria* (Purple Loosestrife) are exotic invasive plants and will not be allowed in arrangements or as horticulture specimens as well as other invasive species on the Kentucky severe threatened list.
12. Exhibitors are allowed to exhibit in the Flower Show Youth Division if they are between the ages of 5 and 18 as of July 1.



13. General Rules and Regulations apply to the Youth Division.

Awards

One (1) Blue – First Place, one (1) Red – Second Place, and one (1) Yellow ribbon – Third Place, and up to three (3) White ribbons – Honorable Mention may be given in each class, if merited.

In the Adult Division, there will be one Best of Show in Design and one Best of Show in Horticulture.

Division I – Floral Design **“Summer Light”**

Design Rules:

- Exhibitor may enter only one (1) entry in each CLASS.
- Landscapes or scenes are not permitted.
- No artificial flowers, fruit or foliage are to be used.
- Plant material does NOT have to be grown by the exhibitor.
- Accessories are permitted with all designs.
- Designs in Section I, 20001, 20002, 20003 are not to exceed 32" width.
- Must note on a card all plant material used in design.
- All designs are Designer's Choice.

Judging Scale of Points

Conformance (<i>design type 7 pts & requirements 7 pts</i>):	14 pts
Design Principles (<i>each principle worth 8 pts</i>):	48 pts
Selection of Components:	8 pts
Organization of Components:	8 pts
Expression (<i>Interpretation of class title or theme</i>):	8 pts
Distinction (<i>marked superiority in all respects</i>):	14 pts
Total:	100 pts

Design Section I

- 20001. "Light Up the 4th" (*Illuminary Design*)
- 20002. "Picnic Under the Stars" (*Reflective Design*)
- 20003. "Dawn's Early Light" (*Creative Design*)

Design Section II

- 20004. "Design in a Kitchen Container ... vintage or modern"
- 20005. "Arrangement in a Basket"
- 20006. "Arrangement using a Colorful Medley of Vegetables"
- 20007. "A Decorated Napkin Ring"



Division II – Horticulture
"Ring of Blooms"

Horticulture Rules:

- All entries in the Horticulture Division must be grown by the exhibitor.
- All specimens including container-grown plants must have been in the care and possession of the exhibitor for no fewer than 90 days or grown from seeds, cuttings, or immature plants.
- Exhibitor may place as many entries as desired in the Horticulture Division, and may enter up to three entries of a different variety or color in each class.
- Entries in the Horticulture Division must be shown in appropriately sized transparent bottles provided by the exhibitor. Bubble wrap, clear plastic wrap or other unobtrusive material may be used as wedging.
- Specimens should have no foliage below the water line. (Gladiolus is an exception)

Scale of Points (Cut or Container Specimens)

Conformance:	5 pts
Plant Identification:	5 pts
Peak of Perfection (<i>form 20, color 20, maturity 20, condition/blemishes 15</i>):	75 pts
Grooming (<i>10 pts</i>)/Staging (<i>5 pts</i>):	<u>15 pts</u>
Total:	100 pts

Section A – Rosa (Rose)

Stem length in proportion to bloom

- 20006. Single Bloom
- 20007. Single Miniature Bloom
- 20008. Spray
- 20009. Miniature Spray

Section B – Flowering Annuals

One stem, scape or spray

- 20010. Antirrhium (*Snapdragon*)
- 20011. Celosia
- 20012. Cleome (*Spider Flower*)
- 20013. Cosmos
- 20014. Helianthus (*Sunflower*)
- 20015. Tagetes (*Marigold*)
- 20016. Zinnia (*classes may be subdivided*)
- 20017. Any other worthy flowering annual

Section C – Foliage Annuals

One stem or spray

- 20018. *Centaurea cineraria* (*Dusty Miller*)
- 20019. Coleus
- 20020. Any other worthy foliage annual

Section D – Flowering Perennials

One stem, scape or spray

- 20021. Echinacea (*Coneflower*)
- 20022. *Hemerocallis* (*Daylily*) – Single
- 20023. *Hemerocallis* (*Daylily*) – Double
- 20024. *Hemerocallis* (*Daylily*) – Spider
- 20025. *Hemerocallis* (*Daylily*) – Other forms
- 20026. *Hibiscus*
- 20027. *Monarda* (*Bee Balm*)
- 20028. Any other worthy Flowering Perennial

Section E – Foliage Perennials

One stem, scape or spray

- 20029. Hardy Ferns
- 20030. *Hosta* (*Plaintain Lily*) – Large (*more than 6" across, 64 to 120 square inch area*)
- 20031. *Hosta* (*Plaintain Lily*) – Medium (*less than 6" across, 30 to 64 square inch area*)
- 20032. *Hosta* (*Plaintain Lily*) – Small (*less than 3" across, less than 30 square inch area*)
- 20033. *Hosta* (*Plaintain Lily*) – Miniature (*less than 6 square inch area*)
- 20034. Any other worthy specimen of foliage perennial

Section F – Flowering Bulbs, Corms, Rhizomes, Tubers

One stem, scape or spray

- 20035. *Canna*
- 20036. *Dahlia*
- 20037. *Gladiolus*
- 20038. *Lilium* (*Asiatic Lily*)
- 20039. *Zantedeschia* (*Calla Lily*)
- 20040. Any other worthy specimen of flowering bulb, corm, rhizome, or tuber

Section G – Foliage Bulbs, Corms, Rhizomes, Tubers

One stem, scape or spray

- 20041. *Caladium* (*Fancy Leaf*)
- 20042. Any other worthy specimen of foliage bulb, corm, rhizome, or tuber

Section H – Flowering Shrubs

Stem or branch NOT to exceed 30" length

- 20043. *Hydrangea*
- 20044. Any other worthy specimen of flowering arboreal

Section I – Container Grown Foliage*– maximum 10 inches diameter, double potting permitted*

20045. Container Grown Foliage Plant

Section J – Container Grown Flowering Plant*– maximum 10 inches diameter, double potting permitted*

20048. Container Grown Flowering Plant

Division III – Education**“Faster, Higher, Stronger – the Olympic Motto”****Exhibit 1**

20060. “Planting by the Signs of the Moon”

Exhibit 2

20062. “Plant Natives”

Class 21
Division IV — Youth Inspired

AGE GROUPS

- A. Ages 5-7, Juniors
- B. Ages 8-12, Intermediates
- C. Ages 13-18, High School

Follow entry rules for adults.
 Be prepared to label your entry.

Youth Design: “Paris, this Summer”

- 21001. Saturday Morning Cartoons [Age Group A]
- 21002. Tell Us About Your Superhero [Age Group B]
- 21003. Prom Bouquet ... Save a Dance for Me [Age Group C]

Youth Horticulture: “Here’s What I Grew”**Flowering Annuals [Age Group A]***One stem, scape or spray*

- 21005. Marigold
- 21006. Zinnia
- 21007. Sunflower
- 21008. Any other worthy Flowering Annual

Flowering Annuals [Age Group B]*One stem, scape or spray*

- 21009. Marigold
- 21010. Zinnia
- 21011. Sunflower
- 21012. Any other worthy Flowering Annual

Flowering Annuals [Age Group C]*One stem, scape or spray*

- 21013. Marigold
- 21014. Zinnia
- 21015. Sunflower
- 21016. Any other worthy Flowering Annual

Children's Floral Design Workshop

Thursday, July 18 3-5 pm

Franklin County Extension Office

Ages 5 - 18

Preregistration required



Workshop to help children, ages 5-18, with entries for the Franklin County Fair Flower Show.

Sponsored by **The Garden Club of Frankfort.**

Flowers and greenery provided by **Benjamin's Flowers and Gifts.**

To register, phone Donna Hopkins at 502-330-5012.

Simple Strategies to Control Mosquitoes

Source: Michael Potter, UK Entomologist

Mosquitos can ruin outdoor activities in the warmer months. It may seem like a never-ending battle when you're fighting to control the pesky insects. With mosquito-borne diseases becoming more prevalent, it's even more important to know how to take control of these pests around your home. Learning to do a few simple things could help protect you from more than the itchiness of a mosquito bite.

All mosquitos need standing water to develop through their larval stages, and that doesn't necessarily mean a lake or pond. It also includes bird baths, kiddie pools and even discarded soda pop cans. The key to controlling them around your home is to stop them from breeding in the first place.

Some things you can do include:

- Drain and remove trash, bottles and any debris that holds water.
- Recycle any unused containers that could collect water, especially old tires.
- Change water weekly in bird baths, wading pools, watering troughs and animal bowls.
- Fill in holes, depressions and puddles in your yard.
- Make sure your culverts and ditches are draining properly.
- Check and clean out clogged gutters to ensure drainage.
- Keep ornamental ponds stocked with fish.

- Fix leaky hoses and faucets.
- Drain water from flowerpots and garden containers.
- Turn over wheelbarrows, buckets and other items that collect water.
- Adjust tarps covering woodpiles, boats and grills to remove standing water.
- Encourage natural enemies of mosquitoes, such as warblers, swallows, martins and other insect-feeding birds.

It's a good idea to start these practices early in the season. Just because the mosquitoes aren't biting yet, it doesn't mean that they're not developing.



You've visited Happy Jacks, your kid's have school trips there and you can purchase their produce at The Farmers Market.

But, do you know how large-scale vegetable production is accomplished in a sustainable fashion on a family farm in Kentucky?

Find out how at the **64th Annual**
FARM CITY FIELD DAY
 Happy Jack's Farm
 July 11, 2024 9am-1pm



Tickets available at all Franklin County Farm Bureaus

- Learn the history and evolution of Happy Jack's farm and their on-going diversification efforts to remain viable.
- Hear from the restaurateur's point of view the values and challenges of restaurants serving local products.
- Discover how Happy Jack's produce is grown, harvested & prepped.
- How does large-scale vegetable production impact local land and water?
- What are the components of a home or barn solar panel system AND is it affordable for you?

Discover all this and much more on the educational farm tour.!

Cooperative
Extension Service

Agriculture and Natural Resources
Family and Consumer Sciences
4-H Youth Development
Community and Economic Development

MARTIN-GATTON COLLEGE OF AGRICULTURE, FOOD AND ENVIRONMENT

Educational programs of Kentucky Cooperative Extension serve all people regardless of economic or social status and will not discriminate on the basis of race, color, ethnic origin, national origin, creed, religion, political belief, sex, sexual orientation, gender identity, gender expression, pregnancy, marital status, genetic information, age, veteran status, physical or mental disability or reprisal or retaliation for prior civil rights activity. Reasonable accommodation of disability may be available with prior notice. Program information may be available in languages other than English.
University of Kentucky, Kentucky State University, U.S. Department of Agriculture, and Kentucky Counties, Cooperating.
Lexington, KY 40506



Cooperative
Extension Service

KENTUCKY COOPERATIVE EXTENSION



GARDEN CLUB

For youth ages 9-18

4-H GARDEN CLUB WILL BE GROWING AND LEARNING ABOUT :

- ✓ Seed to Supper Program
- ✓ Grow and harvest your own garden
- ✓ Pollinator Gardens
- ✓ Horticulture, Floral design and Flower Shows



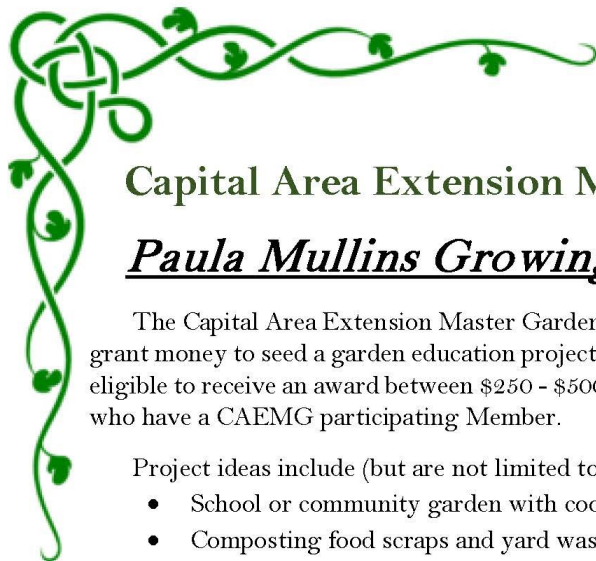
3rd Thursday of the month
@5:00 pm



Franklin County Extension Office **101 Lakeview Ct.**
Frankfort KY 40601

QUESTIONS? CONTACT THE FRANKLIN COUNTY EXTENSION OFFICE AT 502-695-9035 OR EMAIL THE CLUB LEADER BETSY KENNEDY @ YARNADDICTION62@GMAIL.COM





KENTUCKY  **KENTUCKY STATE UNIVERSITY**
COOPERATIVE EXTENSION



Kentucky Extension
Master Gardener

Capital Area Extension Master Gardeners

Paula Mullins Growing Gardeners Grant Application

The Capital Area Extension Master Gardeners (CAEMG) invites schools in Kentucky Counties to apply for grant money to seed a garden education project in the classroom or community. Pre-K through 12th grades are eligible to receive an award between \$250 - \$500. Preference will be given to new projects, and to those counties who have a CAEMG participating Member.

Project ideas include (but are not limited to!):

- School or community garden with cool weather, spring crops
- Composting food scraps and yard waste
- Tree planting
- Planting pollinator gardens
- Houseplant propagation and public sale
- Starting seedlings and selling or donating for summer vegetable gardens
- Educational trip to a botanical garden
- Student-led effort to partner with the appropriate county entity to identify and label plants at a local park to help educate the public
- Invasive plant species identification and removal project

At the conclusion of the project, students shall submit a Project Summary in the form of a trifold project board. The Project Summary should include between 10-20 pictures of the students at work, and brief captions of what is being done. Failure to submit the required Project Summary shall disqualify the awardee from future awards.

Projects that propagate plants and have available inventory at the end of April will be invited to setup a table at the annual CAEMG Plant Sale and earn money to seed future gardening projects. All sale tables shall have the trifold display with pictures of engaged students and captions about the project.

Interested parties should complete the CAEMG Growing Gardener Grant Application and submit to the CAEMG email by September 30.

Awards will be made in the second week of November.

Thank you for taking the time to apply for this grant. We are excited about funding as many proposals as possible, and hope you will contact us with any questions, concerns, etc. that you may have. We know you are caring, giving educators, and we want to be part of your success!

Submit questions and/or completed application to:

capitalareamastergardeners@gmail.com

CAEMG Growing Gardeners Grant

Application Information

Cooperative Extension Service

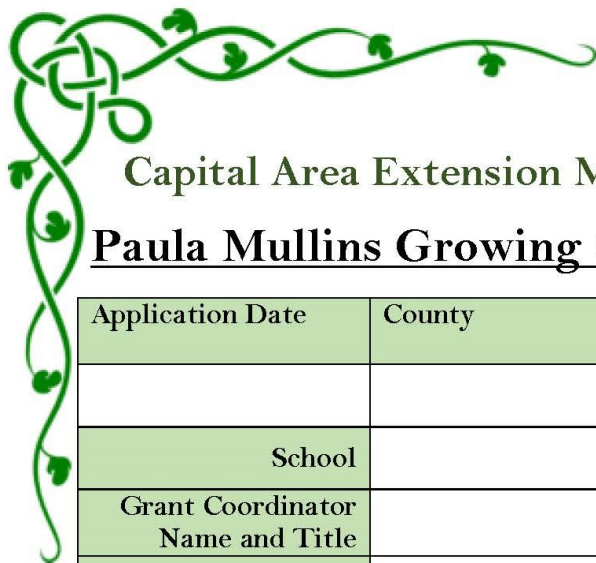
Agriculture and Natural Resources
Family and Consumer Sciences
4-H Youth Development
Community and Economic Development

MARTIN-GATTON COLLEGE OF AGRICULTURE, FOOD AND ENVIRONMENT

Educational programs of Kentucky Cooperative Extension serve all people regardless of economic or social status and will not discriminate on the basis of race, color, ethnic origin, national origin, creed, religion, political belief, sex, sexual orientation, gender identity, gender expression, pregnancy, marital status, genetic information, age, veteran status, physical or mental disability or reprisal or retaliation for prior civil rights activity. Reasonable accommodation of disability may be available with prior notice. Program information may be made available in languages other than English. University of Kentucky, Kentucky State University, U.S. Department of Agriculture, and Kentucky Counties, Cooperating. Lexington, KY 40506



Disabilities
accommodated
with prior notification.

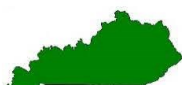


Kentucky Extension
Master Gardener

Capital Area Extension Master Gardeners

Paula Mullins Growing Gardeners Grant Application

Application Date	County	Grade Level(s)	Requested Grant Amount (Not to exceed \$500)
School			
Grant Coordinator Name and Title			
Contact Email			
Contact Phone			
Names of any project collaborators (optional)			
Project Title			
Target Audience			
Project Overview			
Provide a brief statement about the proposed project.			
Project Objectives			
Provide a bulleted list of objectives about the desired outcome of the proposed project.			
Desired Outcome			
Provide a statement about the desired outcome of the proposed project.			



Project Implementation (Step-by-step), including Milestone Timeline:	
Outline the steps of the project, from the time an award is received through the submission of the required PowerPoint project summary.	
Project Budget	
Describe all items for purchase and estimated costs. Mention any co-funding from the school or other sources.	
Project Evaluation	
Provide information on how you will determine the effectiveness of the project or program. Include the method that will be used to verify the completion of the project or program.	
Project Summary Submission	
Trifold project board including pictures of students at work and captions about the project. Details should include the school name, project title, objectives, timeline, budget, and evaluation. If students will sell at the CAEMG Annual Plant Sale, you may leave space to include picture(s) from the sale.	<u>Due by April 20</u>
Photo Releases Obtained?	
It is the teacher/school's responsibility to ensure a photo release is on file for each pictured participant. CAEMG may utilize these images for promotional purposes in association with future grant awards.	Y/N
Do wish to reserve a table to sell available inventory at the CAEMG plant sale at the end of April?	
Table reservations require display of a tri-fold display about the project, including the CAEMG logo and the grant name "Paula Mullins Growing Gardeners Grant".	Y/N

Signature	Date

Updated 5/7/24.



GROW IT, EAT IT, COOK IT

GROW YOUR OWN FOOD, COOK DELICIOUS RECIPES,
AND ENJOY A TASTY MEAL TOGETHER!
EACH PARTICIPANT WILL GET TRANSPLANTS
OR SEEDS TO GROW AT HOME.

@ 6PM

- Mar 14** -Potatoes
- April 18** -Broccoli & Cauliflower
- May 16** -Tomato
- June 20** -Pepper
- July 18** -Summer Squash
- Aug 15** -Spinach
- Sept 12** -Radishes
- Oct 10** -Garlic



SCAN THE QR CODE OR
ENTER THE LINK TO
REGISTER.

[HTTPS://FORMS.GLE/SGBQOKHNX93JMjXQ6](https://forms.gle/SGBQOKHNX93JMjXQ6)

YOU MAY ALSO CALL TO REGISTER:
502-695-9035



FRANKLIN COUNTY COOPERATIVE EXTENSION SERVICE
101 LAKEVIEW COURT, FRANKFORT, KY 40601
502-695-9035

**Cooperative
Extension Service**

Agriculture and Natural Resources
Family and Consumer Sciences
4-H Youth Development
Community and Economic Development

MARTIN-GATTON COLLEGE OF AGRICULTURE, FOOD AND ENVIRONMENT

Educational programs of Kentucky Cooperative Extension serve all people regardless of economic or social status and will not discriminate on the basis of race, color, ethnic origin, national origin, creed, religion, political belief, sex, sexual orientation, gender identity, gender expression, pregnancy, marital status, genetic information, age, veterans status, physical or mental disability or reprisal or retaliation for prior civil rights activity. Reasonable accommodation of disability may be available with prior notice. Program information may be made available in languages other than English. University of Kentucky, Kentucky State University, U.S. Department of Agriculture, and Kentucky Counties, Cooperating. Lexington, KY 40506



Disabilities
accommodated
with prior notification.



Martin-Gatton
College of Agriculture,
Food and Environment
University of Kentucky.



Office of the
State Entomologist

Join our

CITIZEN SCIENCE PROGRAM!

Kentucky's Office of the State Entomologist monitors for new invasive pests that threaten Kentucky's agriculture and natural resources. We are seeking volunteers for our Citizen Science program to help monitor invasive species in Kentucky!



EARLY DETECTION OF INVASIVE PESTS IS KEY!

If you are interested in monitoring invasive pests and helping to protect Kentucky's agriculture and natural resources, please join our Citizen Science program!

APPLY TODAY!

Scan the QR code or visit the URL below.



<https://ose-uky-edu.hub.arcgis.com/pages/citizen-scientist>



1776



Happy 4th of July!

The Franklin County Extension Office will be closed July 4th in celebration of Independence Day.



Big Blue Muffins

2 medium oranges	2 eggs	1 cup whole wheat flour	1 teaspoon baking soda
¼ cup olive oil	½ cup low fat, plain Greek yogurt	1½ teaspoons baking powder	¼ teaspoon salt
¼ cup sugar	1 cup all-purpose flour		1½ cups fresh blueberries
¼ cup honey			

Preheat oven to 400 degrees F. **Position** rack in the center of the oven. **Wash** oranges. Using a zester or fine grater, **remove** the orange zest from the rinds of both oranges and place in a mixing bowl. **Slice** oranges in half. **Squeeze** juice into a 1 cup liquid measuring cup. **Add** water if needed to make ½ cup juice. **Add** juice to the zest. **Add** the oil, sugar, honey, eggs and yogurt. **Mix** together with a whisk. In a separate mixing bowl, **place** the flour, baking powder, soda and salt. **Add** the wet ingredients to the dry ingredients and **mix** with a wooden spoon, until just combined. Batter should be lumpy.

Add the blueberries and **fold** into batter until evenly distributed. Using a large table spoon, **scoop** the batter into a greased 12 cup muffin pan, evenly dividing the batter. **Bake** 20 minutes or until lightly browned on the tops. **Cool** in pan for 5 minutes. **Remove** to wire rack and serve.

Yield: 12 muffins. Serving size, one muffin.

Nutritional Analysis:
190 calories, 6 g fat, 1 g saturated fat, 40 mg cholesterol, 240 mg sodium, 31 g carbohydrate, 2 g fiber, 14 g sugars, 5 g protein.



Buying Kentucky Proud is easy. Look for the label at your grocery store, farmers' market, or roadside stand.

<http://plateitup.ca.uky.edu>


Adam Leonberger

Cooperative Extension Service

Agriculture and Natural Resources
Family and Consumer Sciences
4-H Youth Development
Community and Economic Development

MARTIN-GATTON COLLEGE OF AGRICULTURE, FOOD AND ENVIRONMENT

Educational programs of Kentucky Cooperative Extension serve all people regardless of economic or social status and will not discriminate on the basis of race, color, ethnic origin, national origin, creed, religion, political belief, sex, sexual orientation, gender identity, gender expression, pregnancy, marital status, genetic information, age, veteran status, physical or mental disability or reprisal or retaliation for prior civil rights activity. Reasonable accommodation of disability may be available with prior notice. Program information may be made available in languages other than English. University of Kentucky, Kentucky State University, U.S. Department of Agriculture, and Kentucky Counties, Cooperating.



Disabilities accommodated with prior notification.

Lexington, KY 40506